



**Mathematics  
Standard level  
Paper 1**

Wednesday 2 May 2018 (afternoon)

Candidate session number

1 hour 30 minutes

--	--	--	--	--	--	--	--	--	--

**Instructions to candidates**

- Write your session number in the boxes above.
- Do not open this examination paper until instructed to do so.
- You are not permitted access to any calculator for this paper.
- Section A: answer all questions. Answers must be written within the answer boxes provided.
- Section B: answer all questions in the answer booklet provided. Fill in your session number on the front of the answer booklet, and attach it to this examination paper and your cover sheet using the tag provided.
- Unless otherwise stated in the question, all numerical answers should be given exactly or correct to three significant figures.
- A clean copy of the **mathematics SL formula booklet** is required for this paper.
- The maximum mark for this examination paper is **[90 marks]**.

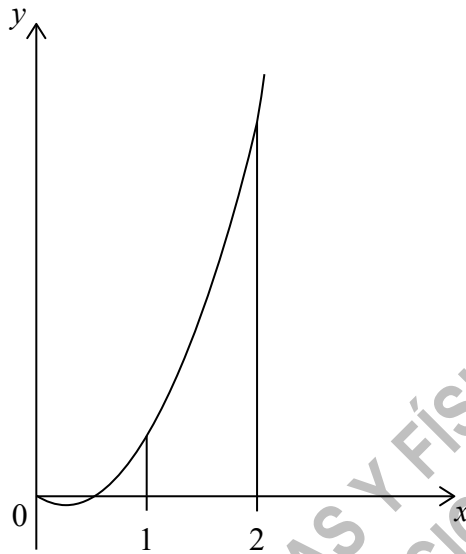
CLASES DE MATEMÁTICA Y FÍSICA  
BACHILLERATO INTERNACIONAL  
WHATSAPP +51976438482  
WWW.TEOTEVES.COM





2. [Maximum mark: 6]

Let  $f(x) = 6x^2 - 3x$ . The graph of  $f$  is shown in the following diagram.



(a) Find  $\int (6x^2 - 3x) dx$ .

[2]

(b) Find the area of the region enclosed by the graph of  $f$ , the  $x$ -axis and the lines  $x = 1$  and  $x = 2$ .

[4]

CLASES DE MATEMÁTICAS Y FÍSICA  
BACHILLERATO INTERNACIONAL  
WHATSAPP +51976438482  
WWW.TEOTEVES.COM

.....  
.....  
.....  
.....  
.....  
.....  
.....  
.....  
.....  
.....  
.....  
.....  
.....  
.....  
.....  
.....  
.....  
.....  
.....  
.....  
.....  
.....



12EP03

Turn over

3. [Maximum mark: 6]

A data set has  $n$  items. The sum of the items is 800 and the mean is 20.

(a) Find  $n$ . [2]

The standard deviation of this data set is 3. Each value in the set is multiplied by 10.

(b) (i) Write down the value of the new mean.

(ii) Find the value of the new variance. [4]

CLASES DE MATEMÁTICAS Y FÍSICA  
BACHILLERATO INTERNACIONAL  
WHATSAPP +51976438482  
WWW.TEOTEVES.COM

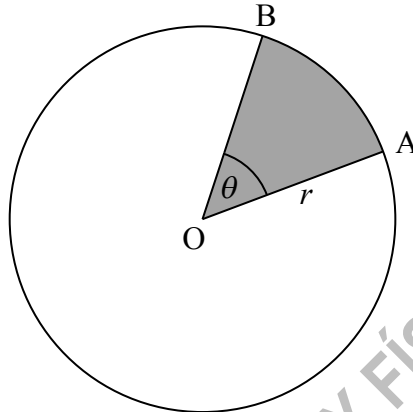


12EP04

4. [Maximum mark: 7]

The following diagram shows a circle with centre  $O$  and radius  $r$  cm.

diagram not to scale



The points  $A$  and  $B$  lie on the circumference of the circle, and  $\angle AOB = \theta$ . The area of the shaded sector  $AOB$  is  $12 \text{ cm}^2$  and the length of arc  $AB$  is  $6 \text{ cm}$ .

Find the value of  $r$ .

CLASES DE MATEMÁTICAS Y FÍSICA  
BACHILLERATO INTERNACIONAL  
WHATSAPP +51976438482  
WWW.TEOTEVES.COM

.....

.....

.....

.....

.....

.....

.....

.....

.....

.....

.....

.....

.....

.....

.....

.....

.....

.....

.....

.....

.....

.....

.....

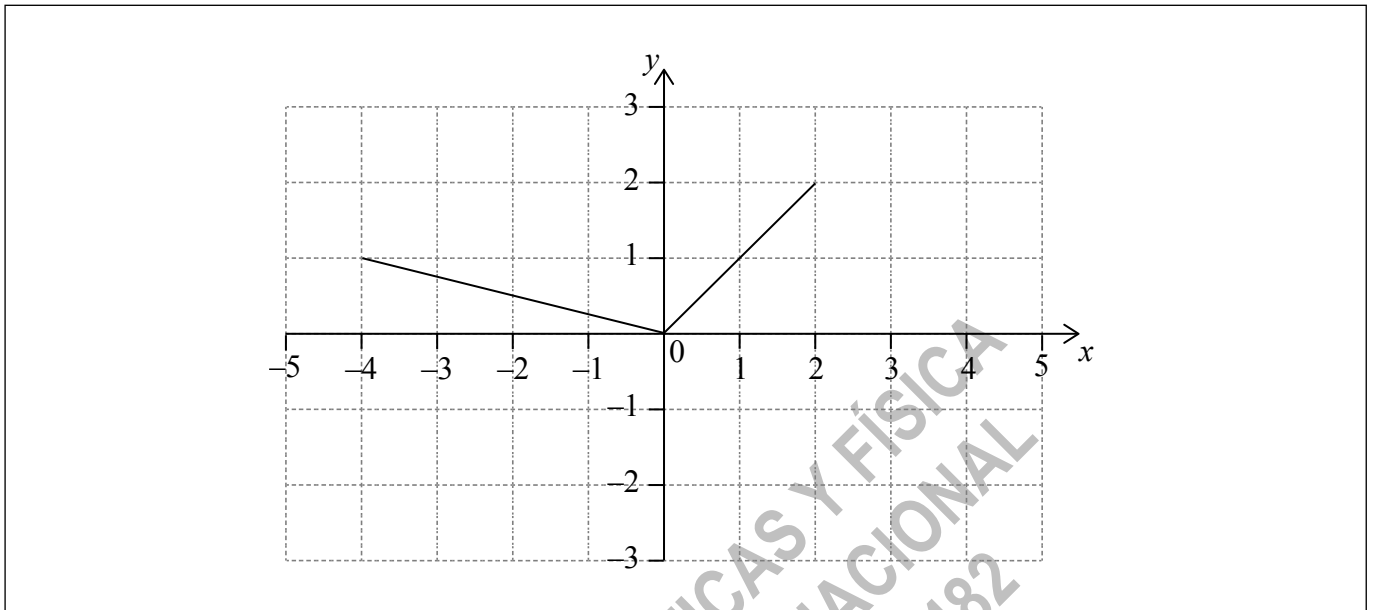


12EP05

Turn over

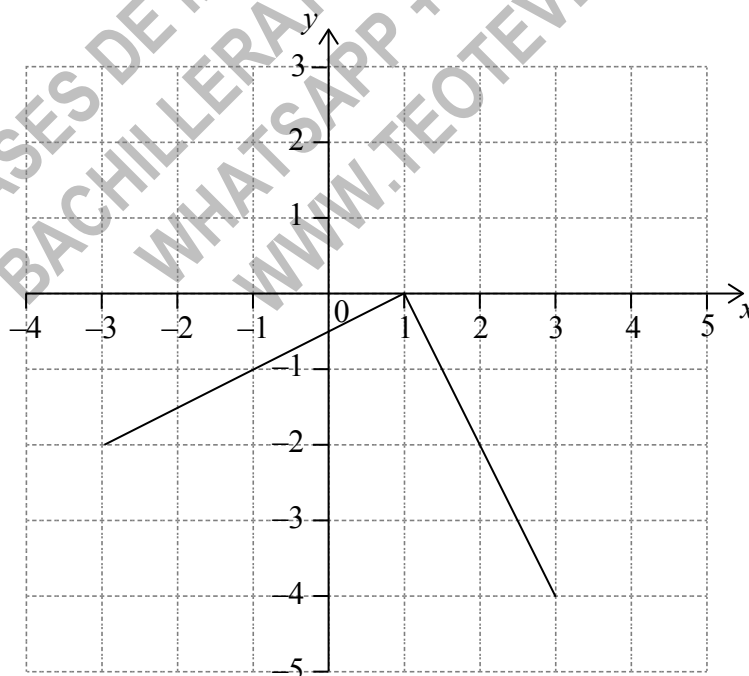
5. [Maximum mark: 6]

The following diagram shows the graph of a function  $f$ , for  $-4 \leq x \leq 2$ .



(a) On the same axes, sketch the graph of  $f(-x)$ . [2]

(b) Another function,  $g$ , can be written in the form  $g(x) = a \times f(x + b)$ . The following diagram shows the graph of  $g$ .



Write down the value of  $a$  and of  $b$ .

[4]

(This question continues on the following page)



12EP06

(Question 5 continued)

.....

.....

.....

.....

.....

.....

.....

.....

.....

.....

.....

.....

.....

.....

.....

.....

.....

CLASES DE MATEMÁTICAS Y FÍSICA  
BACHILLERATO INTERNACIONAL  
WHATSAPP +51976438482  
WWW.TEOTEVES.COM



12EP07

Turn over

6. [Maximum mark: 7]

Let  $f(x) = px^2 + qx - 4p$ , where  $p \neq 0$ . Find the number of roots for the equation  $f(x) = 0$ . Justify your answer.

.....

.....

.....

.....

.....

.....

.....

.....

.....

.....

.....

.....

.....

.....

.....

.....

.....

.....

.....

.....

.....

.....

.....

CLASES DE MATEMATICAS Y FISICA  
BACHILLERATO INTERNACIONAL  
WHATSAPP +51976438482  
WWW.TEOTEVES.COM



12EP08





Do **not** write solutions on this page.

### Section B

Answer **all** questions in the answer booklet provided. Please start each question on a new page.

8. [Maximum mark: 14]

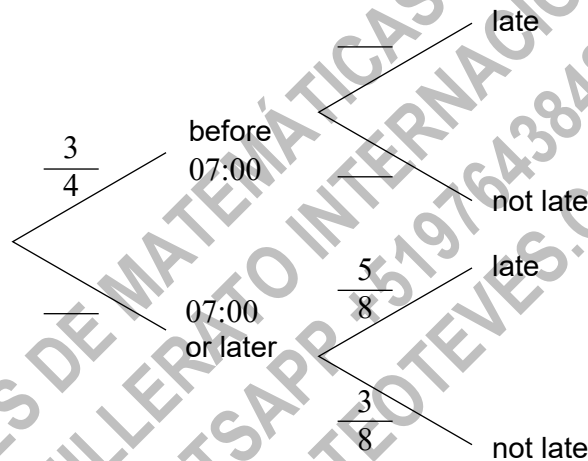
Pablo drives to work. The probability that he leaves home before 07:00 is  $\frac{3}{4}$ .

If he leaves home before 07:00 the probability he will be late for work is  $\frac{1}{8}$ .

If he leaves home at 07:00 or later the probability he will be late for work is  $\frac{5}{8}$ .

(a) **Copy** and complete the following tree diagram.

[3]



(b) Find the probability that Pablo leaves home before 07:00 and is late for work.

[2]

(c) Find the probability that Pablo is late for work.

[3]

(d) Given that Pablo is late for work, find the probability that he left home before 07:00.

[3]

(e) Two days next week Pablo will drive to work. Find the probability that he will be late at least once.

[3]

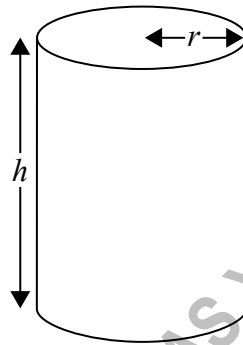


Do **not** write solutions on this page.

9. [Maximum mark: 15]

A closed cylindrical can with radius  $r$  centimetres and height  $h$  centimetres has a volume of  $20\pi \text{ cm}^3$ .

diagram not to scale



(a) Express  $h$  in terms of  $r$ .

[2]

The material for the base and top of the can costs 10 cents per  $\text{cm}^2$  and the material for the curved side costs 8 cents per  $\text{cm}^2$ . The total cost of the material, in cents, is  $C$ .

(b) Show that  $C = 20\pi r^2 + \frac{320\pi}{r}$ .

[4]

(c) Given that there is a minimum value for  $C$ , find this minimum value in terms of  $\pi$ .

[9]



12EP11

Do **not** write solutions on this page.

10. [Maximum mark: 16]

Consider a function  $f$ . The line  $L_1$  with equation  $y = 3x + 1$  is a tangent to the graph of  $f$  when  $x = 2$ .

(a) (i) Write down  $f'(2)$ .

(ii) Find  $f(2)$ .

[4]

Let  $g(x) = f(x^2 + 1)$  and P be the point on the graph of  $g$  where  $x = 1$ .

(b) Show that the graph of  $g$  has a gradient of 6 at P.

[5]

(c) Let  $L_2$  be the tangent to the graph of  $g$  at P.  $L_1$  intersects  $L_2$  at the point Q. Find the  $y$ -coordinate of Q.

[7]

CLASES DE MATEMÁTICAS Y FÍSICA  
BACHILLERATO INTERNACIONAL  
WHATSAPP +51976438482  
WWW.TEOTEVES.COM

