



**Mathematics**  
**Standard level**  
**Paper 2**

Friday 5 May 2017 (morning)

Candidate session number

1 hour 30 minutes

--	--	--	--	--	--	--	--	--	--

**Instructions to candidates**

- Write your session number in the boxes above.
- Do not open this examination paper until instructed to do so.
- A graphic display calculator is required for this paper.
- Section A: answer all questions. Answers must be written within the answer boxes provided.
- Section B: answer all questions in the answer booklet provided. Fill in your session number on the front of the answer booklet, and attach it to this examination paper and your cover sheet using the tag provided.
- Unless otherwise stated in the question, all numerical answers should be given exactly or correct to three significant figures.
- A clean copy of the **mathematics SL formula booklet** is required for this paper.
- The maximum mark for this examination paper is **[90 marks]**.

CLASES DE MATEMÁTICAS Y FÍSICA  
BACHILLERATO INTERNACIONAL  
WHATSAPP +51976438482  
WWW.TEOTEVES.COM



Full marks are not necessarily awarded for a correct answer with no working. Answers must be supported by working and/or explanations. In particular, solutions found from a graphic display calculator should be supported by suitable working, for example if graphs are used to find a solution, you should sketch these as part of your answer. Where an answer is incorrect, some marks may be given for a correct method, provided this is shown by written working. You are therefore advised to show all working.

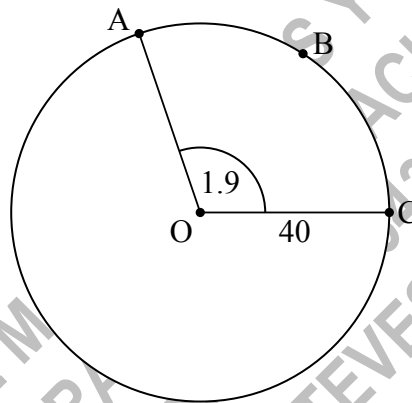
### Section A

Answer **all** questions. Answers must be written within the answer boxes provided. Working may be continued below the lines if necessary.

1. [Maximum mark: 6]

The following diagram shows a circle with centre  $O$  and radius 40 cm.

diagram not to scale



The points  $A$ ,  $B$  and  $C$  are on the circumference of the circle and  $\widehat{AOC} = 1.9$  radians.

- (a) Find the length of arc  $ABC$ . [2]
- (b) Find the perimeter of sector  $OABC$ . [2]
- (c) Find the area of sector  $OABC$ . [2]

(This question continues on the following page)





2. [Maximum mark: 7]

The maximum temperature  $T$ , in degrees Celsius, in a park on six randomly selected days is shown in the following table. The table also shows the number of visitors,  $N$ , to the park on each of those six days.

Maximum temperature ( $T$ )	4	5	17	31	29	11
Number of visitors ( $N$ )	24	26	36	38	46	28

The relationship between the variables can be modelled by the regression equation  $N = aT + b$ .

(a) (i) Find the value of  $a$  and of  $b$ .

(ii) Write down the value of  $r$ .

[4]

(b) Use the regression equation to estimate the number of visitors on a day when the maximum temperature is  $15^\circ\text{C}$ .

[3]

CLASES DE MATEMÁTICAS Y FÍSICA  
 BACHILLERATO INTERNACIONAL  
 WHATSAPP +51976438482  
 WWW.TEOTEVES.COM

.....  
 .....  
 .....  
 .....  
 .....  
 .....  
 .....  
 .....  
 .....  
 .....  
 .....  
 .....



16EP04








6. [Maximum mark: 8]

Let  $f(x) = x^2 - 1$  and  $g(x) = x^2 - 2$ , for  $x \in \mathbb{R}$ .

(a) Show that  $(f \circ g)(x) = x^4 - 4x^2 + 3$ . [2]

(b) On the following grid, sketch the graph of  $(f \circ g)(x)$ , for  $0 \leq x \leq 2.25$ . [3]



(c) The equation  $(f \circ g)(x) = k$  has exactly two solutions, for  $0 \leq x \leq 2.25$ . Find the possible values of  $k$ . [3]

(This question continues on the following page)



16EP08



(Question 6 continued)

.....

.....

.....

.....

.....

.....

.....

.....

.....

.....

.....

.....

.....

.....

.....

.....

.....

.....

.....

.....

.....

.....

.....

CLASES DE MATEMÁTICAS Y FÍSICA  
BACHILLERATO INTERNACIONAL  
WHATSAPP +51976438482  
WWW.TEOTEVES.COM



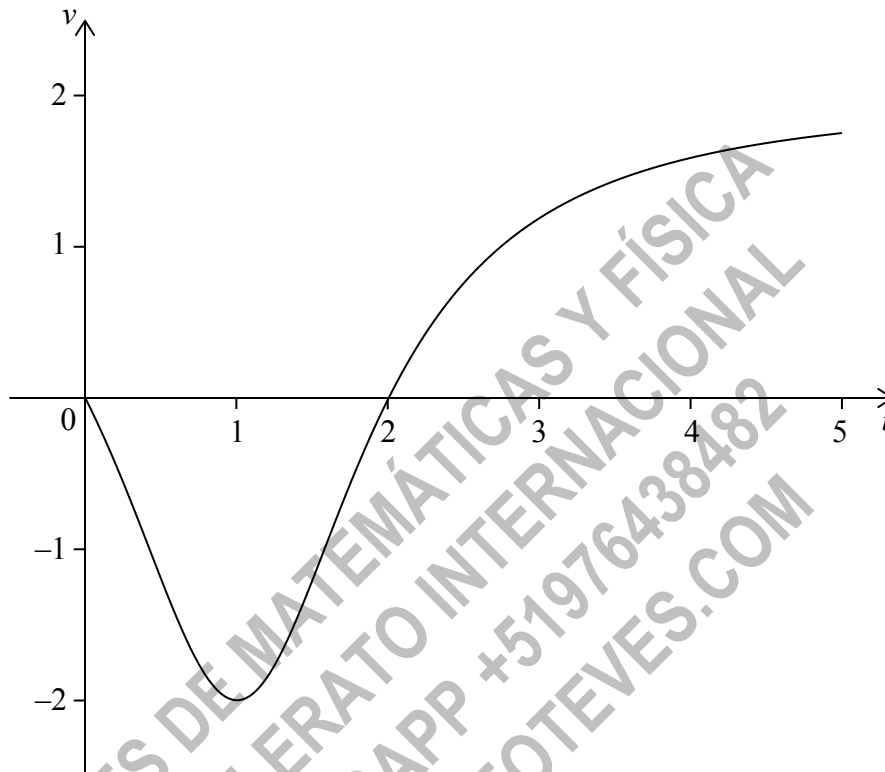
16EP09

Turn over

7. [Maximum mark: 6]

**Note: In this question, distance is in metres and time is in seconds.**

A particle moves along a horizontal line starting at a fixed point A. The velocity  $v$  of the particle, at time  $t$ , is given by  $v(t) = \frac{2t^2 - 4t}{t^2 - 2t + 2}$ , for  $0 \leq t \leq 5$ . The following diagram shows the graph of  $v$



There are  $t$ -intercepts at  $(0, 0)$  and  $(2, 0)$ .

Find the maximum distance of the particle from A during the time  $0 \leq t \leq 5$  and justify your answer.

(This question continues on the following page)



16EP10



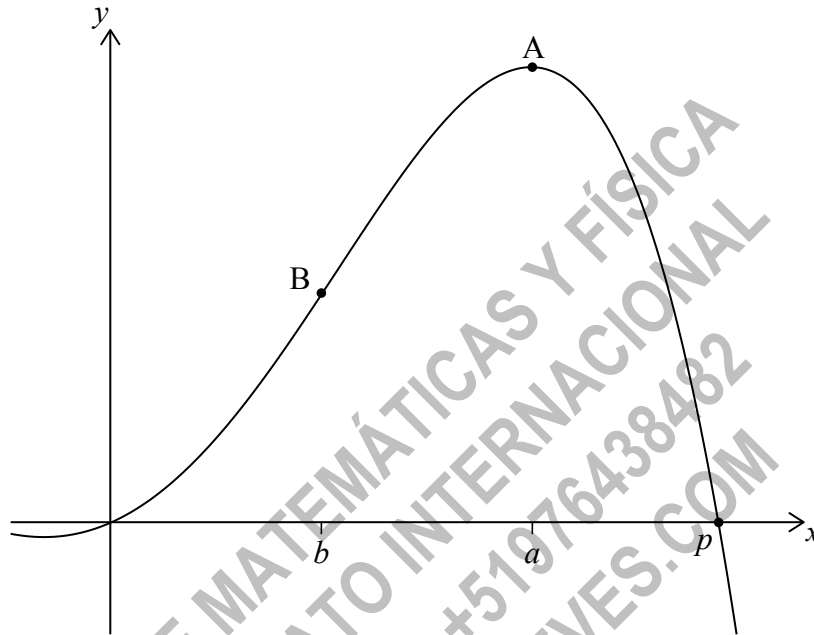
Do **not** write solutions on this page.

### Section B

Answer **all** questions in the answer booklet provided. Please start each question on a new page.

8. [Maximum mark: 15]

Let  $f(x) = -0.5x^4 + 3x^2 + 2x$ . The following diagram shows part of the graph of  $f$ .



There are  $x$ -intercepts at  $x = 0$  and at  $x = p$ . There is a maximum at A where  $x = a$ , and a point of inflexion at B where  $x = b$ .

- (a) Find the value of  $p$ . [2]
- (b) (i) Write down the coordinates of A. [3]  
(ii) Write down the rate of change of  $f$  at A. [3]
- (c) (i) Find the coordinates of B. [7]  
(ii) Find the the rate of change of  $f$  at B. [3]
- (d) Let  $R$  be the region enclosed by the graph of  $f$ , the  $x$ -axis, the line  $x = b$  and the line  $x = a$ . The region  $R$  is rotated  $360^\circ$  about the  $x$ -axis. Find the volume of the solid formed. [3]

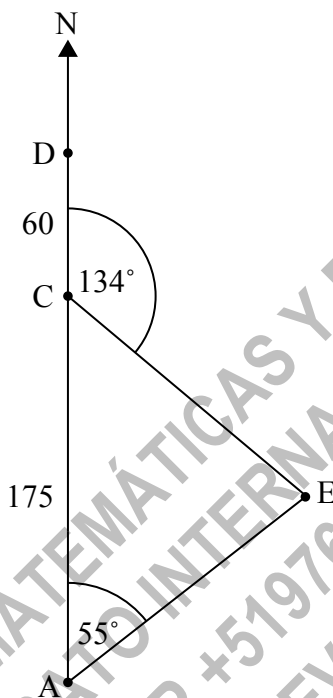


Do **not** write solutions on this page.

9. [Maximum mark: 15]

A ship is sailing north from a point A towards point D. Point C is 175 km north of A. Point D is 60 km north of C. There is an island at E. The bearing of E from A is  $055^\circ$ . The bearing of E from C is  $134^\circ$ . This is shown in the following diagram.

diagram not to scale



- (a) Find the bearing of A from E. [2]
- (b) Find CE. [5]
- (c) Find DE. [3]
- (d) When the ship reaches D, it changes direction and travels directly to the island at 50 km per hour. At the same time as the ship changes direction, a boat starts travelling to the island from a point B. This point B lies on (AC), between A and C, and is the closest point to the island. The ship and the boat arrive at the island at the same time. Find the speed of the boat. [5]



16EP13

Turn over

Do **not** write solutions on this page.

10. [Maximum mark: 15]

The following table shows a probability distribution for the random variable  $X$ , where  $E(X) = 1.2$ .

$x$	0	1	2	3
$P(X=x)$	$p$	$\frac{1}{2}$	$\frac{3}{10}$	$q$

(a) (i) Find  $q$ .

(ii) Find  $p$ .

[4]

A bag contains white and blue marbles, with at least three of each colour. Three marbles are drawn from the bag, without replacement. The number of blue marbles drawn is given by the random variable  $X$ .

(b) (i) Write down the probability of drawing three blue marbles.

(ii) Explain why the probability of drawing three white marbles is  $\frac{1}{6}$ .

(iii) The bag contains a total of ten marbles of which  $w$  are white. Find  $w$ .

[5]

A game is played in which three marbles are drawn from the bag of ten marbles, without replacement. A player wins a prize if three white marbles are drawn.

(c) Jill plays the game nine times. Find the probability that she wins exactly two prizes.

[2]

(d) Grant plays the game until he wins two prizes. Find the probability that he wins his second prize on his eighth attempt.

[4]



Please **do not** write on this page.  
Answers written on this page  
will not be marked.

CLASES DE MATEMÁTICAS Y FÍSICA  
BACHILLERATO INTERNACIONAL  
WHATSAPP +51976438482  
WWW.TEOTEVES.COM



16EP15

Please **do not** write on this page.

Answers written on this page  
will not be marked.

CLASES DE MATEMÁTICAS Y FÍSICA  
BACHILLERATO INTERNACIONAL  
WHATSAPP +51976438482  
WWW.TEOTEVES.COM



16EP16